



Texas Department
of Insurance

Texas Captive Insurers Update

October 18, 2023

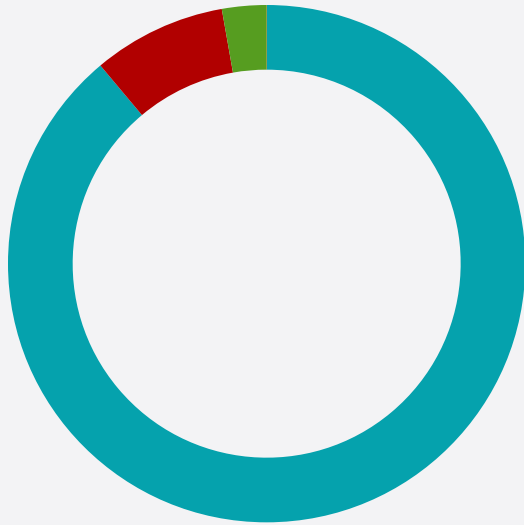


TDI | Welcome

- Amy Garcia, CFE, Chief Financial Analyst
- Mike Arendall, CFE, Assistant Chief Analyst
- Robert Rudnai, Captives Specialist

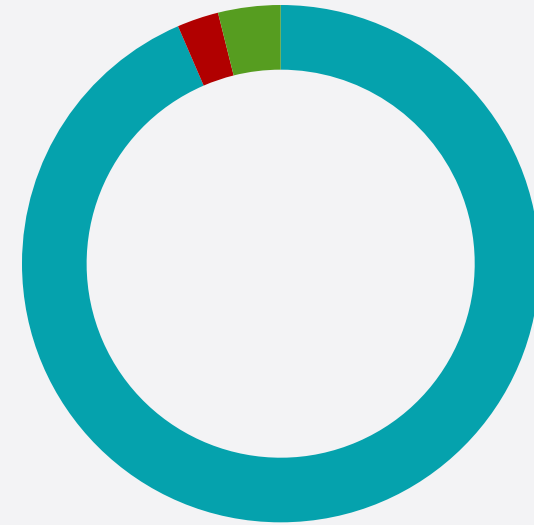
TDI | Texas licensed captives

2022 licenses



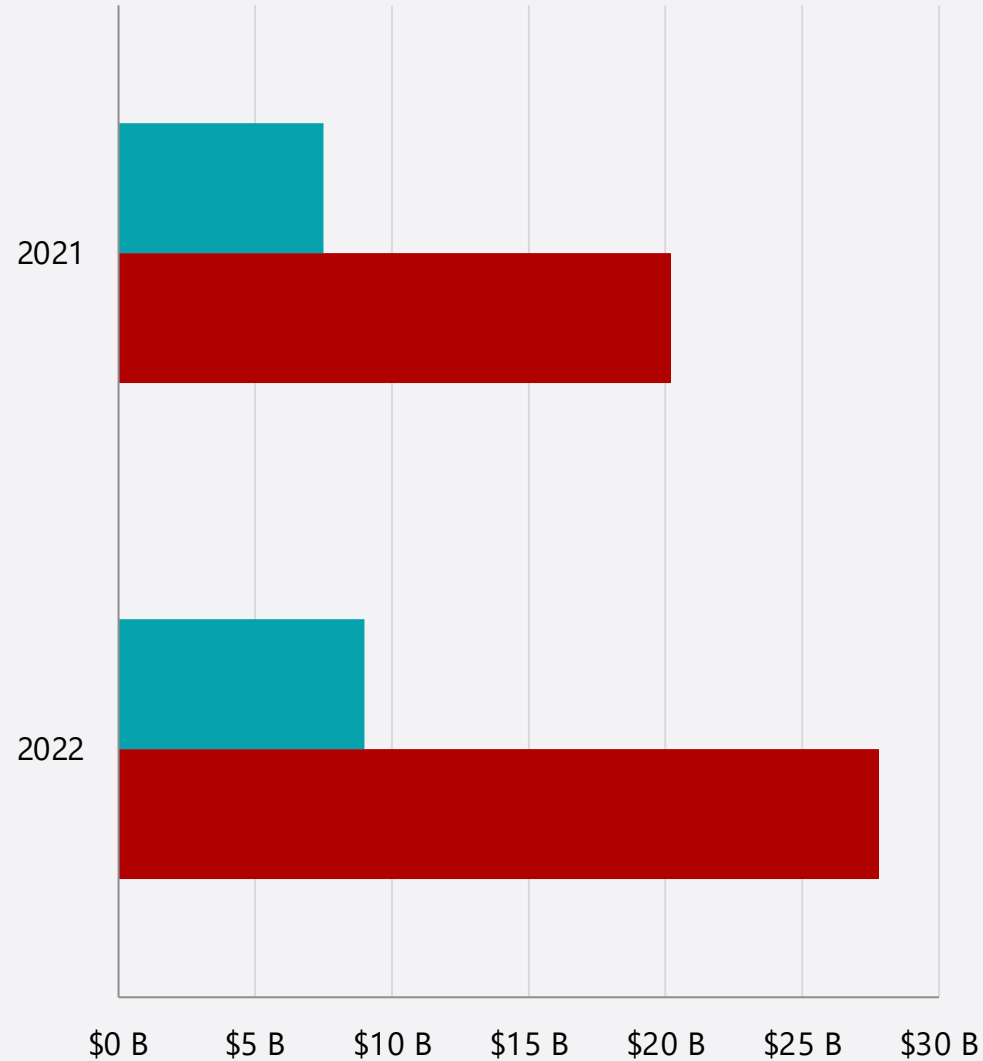
Type	Licenses	Percent of total
Active on January 1	64	89%
New	6	8%
Redomestications	2	3%
Surrenders	-	-
Total	72	100%

2023 licenses to date



Type	Licenses	Percent of total
Active on January 1	72	92%
New	2	3%
Redomestications	3	4%
Surrenders	1	1%
Total	76	100%

TDI | Texas captive financials



Direct written premiums and assets

Type	2021	2022
Direct written premiums	\$7.5 billion	\$9.0 billion
Assets	\$20.2 billion	\$27.8 billion

TDI | Initiatives

- Full process review.
- Streamline processes.
- Refresh captives webpage.
- Captives webinar.
- Trade group engagement.

TDI | Best practices

- Review [Texas Insurance Code 964](#).
- Review [28 Texas Administrative Code Chapter 6](#).
- Pre-filing meetings.
- Submit complete applications.
- Review "Captives Filing Smart."

Robert Rudnai

robert.rudnai@tdi.texas.gov

Mike Arendall

mike.arendall@tdi.texas.gov

Amy Garcia

amy.garcia@tdi.texas.gov